

How to Use

Enrollment Process

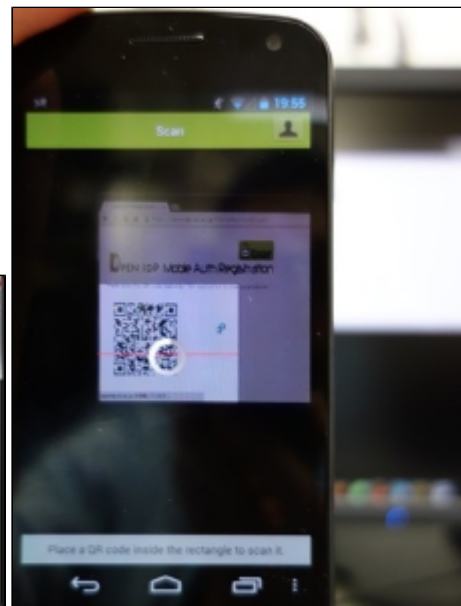
1. Access to the enrollment site (<https://TIQR-READY-IDP-SITE/tiqrenroll/>).




2. Authentication at IdP



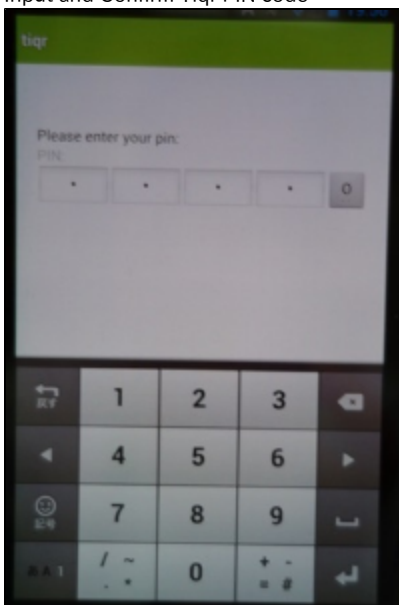
3. Scan QR code for enrollment



4. Confirm Account Activation by Tigr Application



5. Input and Confirm Tigr PIN code



6. Finish



Login Process

1. Access to the SP which requests Tiqr Authentication
2. Scan QR code, which is showed by IdP, by Tiqr Application



3. Enter Tiqr PIN code
4. FIN