

# iOS Edition

Revision History			
Rev.	Date (YYYY/MM/DD)	Description	Editor
V.1.0	2015/4/1	First revision	NII
V.2.0	2018/2/26	Operating environment updates: iOS 9.3.5 or later	NII

**Table of Content**

**1. Installing the Certificate (PKCS#12 file)**

1-1. Operating Environment

1-2. Prerequisites

1-3. Install Procedure

**2. Checking the Certificate (PKCS#12 file)**

2-1. Operating Environment

2-2. Confirmation Procedure

## 1. Installing the Certificate (PKCS#12 file)

### 1-1. Operating Environment

The procedures only in the following environment are described in this document:

Supported environment:
iOS 9.3.5 or later

### 1-2. Prerequisites

The prerequisites for installing the Certificate (PKCS#12 file) on iOS are as described.  
Replace the technical terms according to the user environment in which the Certificate will be used.  
(The procedures required for iOS 11.2.5 are described in this document.)

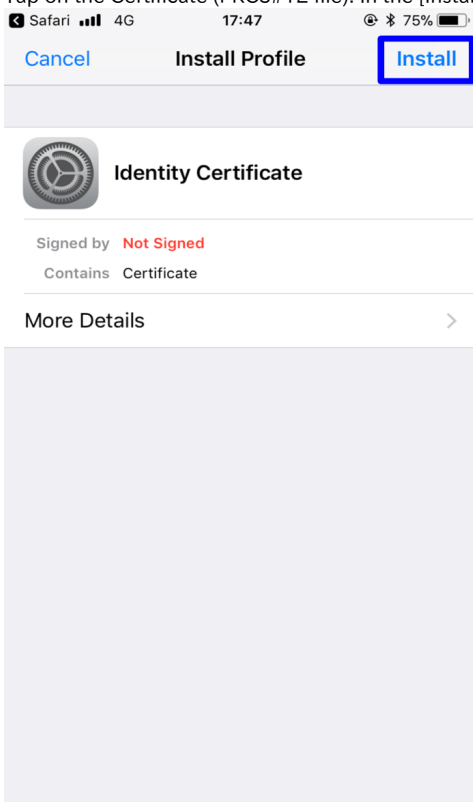
Prerequisites
<div>1. The Certificate (PKCS#12 file) notified via e-mail, etc., exists.</div> <div>2. The access PIN for the Certificate has been also obtained; and</div> <div>3. The operation system is iOS.</div>

### 1-3. Install Procedure

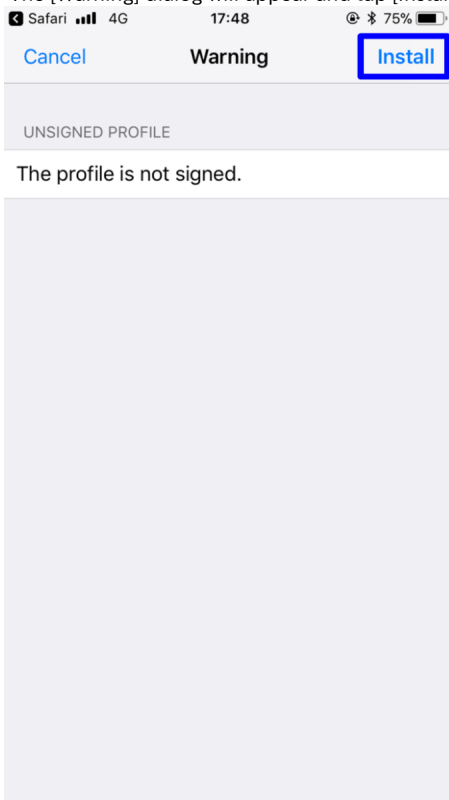
**Procedure to Install the Certificate (PKCS#12 file)**

1. The Certificate (PKCS#12 file) will be notified via e-mail, etc.

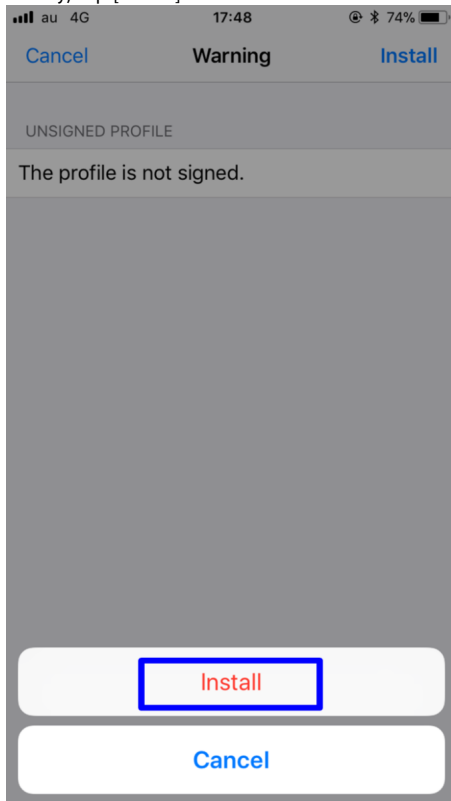
2. Tap on the Certificate (PKCS#12 file). In the [Install Profile] dialog, tap [Install].



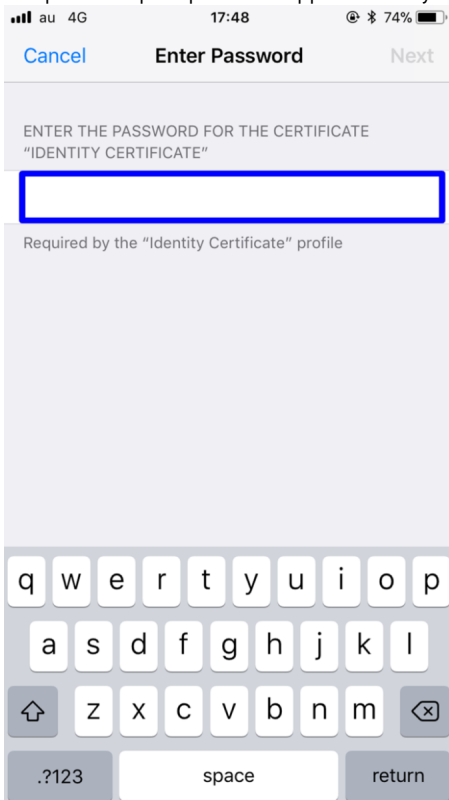
3. The [Warning] dialog will appear and tap [Install] again.



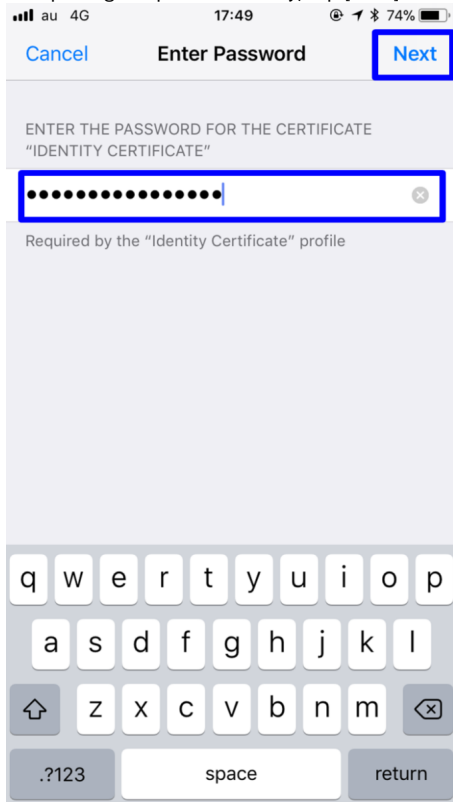
4. Finally, tap [Install].



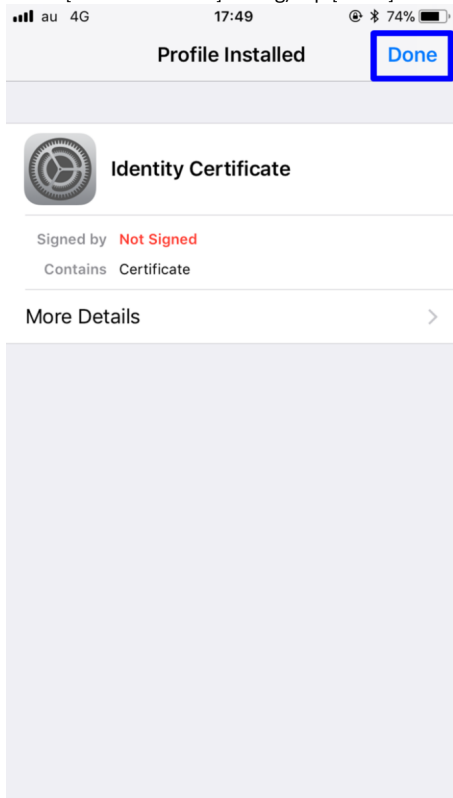
5. If you get the password prompt, enter the password.  
The password prompt will not appear unless you have specified the password for the certificate.



6. Completing the password entry, tap [Next].



7. In the [Profile Installed] dialog, tap [Done].



This completes installation of the Certificate (PKCS#12 file) into the web browser.

## 2. Checking the Certificate (PKCS#12 file)

## 2-1. Operating Environment

The procedures only in the following environment are described in this document:


Supported environment:
------------------------

iOS 9.3.5 or later
--------------------

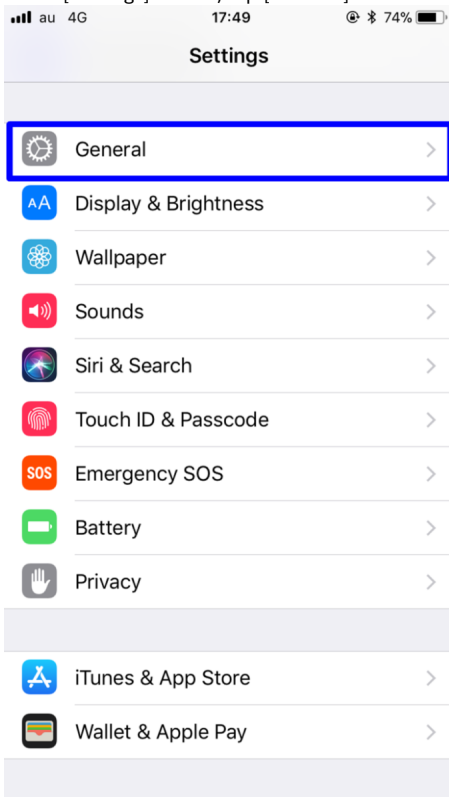
## 2-2. Confirmation Procedure

**Procedure to confirm the Certificate (PKCS#12 file) installation**

1. Tap [Settings] in the Home screen.



2. In the [Settings] screen, tap [General].



3. In the [General] screen, tap [Profiles & Device Management].



4. In the [Profiles & Device Management] screen, make sure that the Certificate (PKCS#12 file) issued by this Service has been installed.



This completes confirmation of the Certificate (PKCS#12 file).