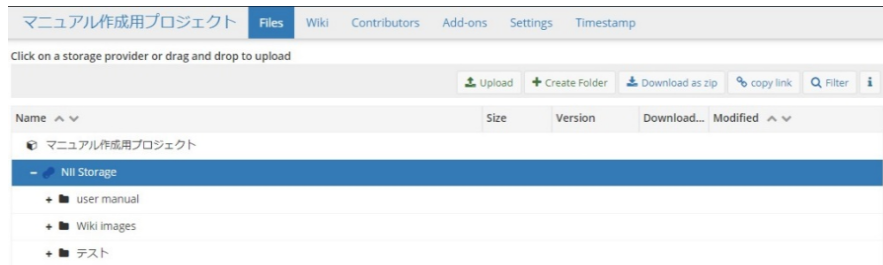


File Handling

You can manage the files you added to a project.

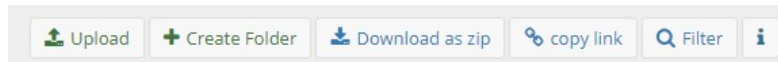
Click 'File' on the navigation bar of the project's main screen to move to the file management screen.

The file management screen shows the storage mounted on the project.



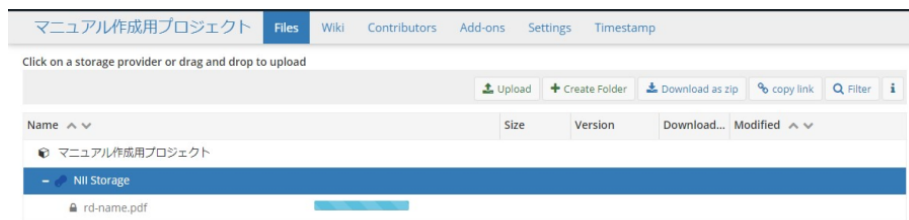
Registering a File

Select the storage or folder to which you wish to add the file. Click to bring up the toolbar.



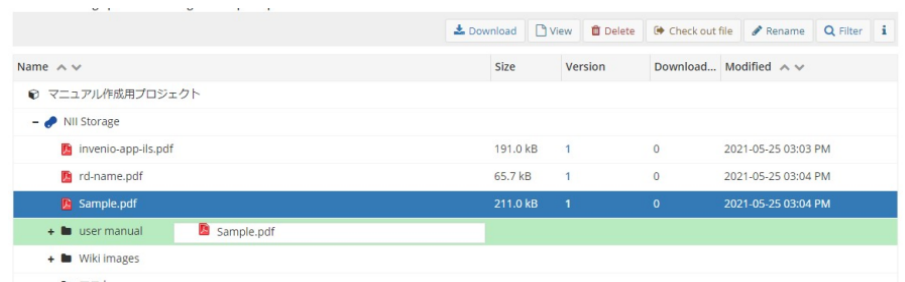
Click the 'Upload' button on the toolbar to open the file selection window.

When you select a file, the file will be uploaded to the storage.



Moving a File

Drag and drop the file you wish to move to the destination folder. For NII storage, you can select multiple files at the same time. Please note that in the case of external storage, it may not be possible to select and copy multiple files.



Deleting a File

Select the file you wish to delete and click the 'Delete' button on the toolbar to display the confirmation modal window.

Download View Delete Check out file Rename Filter i					
Name	Size	Version	Download...	Modified	
マニユアル作成用プロジェクト					
Nil Storage					
invenio-app-ils.pdf	191.0 kB	1	0	2021-05-25 03:03 PM	
rd-name.pdf	65.7 kB	1	0	2021-05-25 03:04 PM	
user manual					
Wiki images					
テスト					

When you click the red 'Delete' button, the file will be deleted. Please note that the deleted file cannot be restored.

Delete "rd-name.pdf"?

This action is irreversible.

Cancel Delete

File's Change History

GakuNin RDM manages the change history of uploaded research data files such as registration, editing and deletion.

Version Control ('Revisions') Button

マニユアル作成用プロジェクト
Files
Wiki
Contributors
Add-ons
Settings
Timestamp

Sample1.pdf (Version: 2)
Check out
Request Trusted Timestamp
Delete
Download
View
Revisions

マニユアル作成用プロジェクト
Nil Storage
invenio-app-ils.pdf
rd-name.pdf
user manual
Wiki images
テスト
Sample1.pdf

Sample

When you access each file, you will see the 'Revisions' button in the upper right. This will display the change history you are currently managing.

マニユアル作成用プロジェクト
Files
Wiki
Contributors
Add-ons
Settings
Timestamp

Sample1.pdf (Version: 2)
Check out
Request Trusted Timestamp
Delete
Download
View
Revisions

マニユアル作成用プロジェクト
Nil Storage
invenio-app-ils.pdf
rd-name.pdf
user manual
Wiki images
テスト
Sample1.pdf

Revisions

Version ID	Date	User	Download	MD5	SHA2
2	2021-04-13 05:50 PM			cd275e7940cb261a1778	3646897426c69464e09d
1	2021-04-13 05:46 PM			707c9e687cee787ca75a1	0ce64e09111e7a5858d

When you click the number in the 'Version ID' column, the file of that version will be displayed. Click the button in the 'Download' column to download the version of the file. An MD5/SHA2 format checksum is stored for each file. By collating the checksum of the downloaded file, you can find out which Version ID file that is stored on GakuNin RDM the downloaded file is.

Recent Activity

'Recent Activity' column displays the change history such as registration/editing/deletion made on GakuNin RDM.

When you upload a file, the upload will be displayed in the 'Recent Activity' column for each file. When you click the 'Refresh' button at the right end of the 'Recent Activity' column, it will update to the latest status.

Recent Activity

Refresh


Clear Filters

Start date

End date


Filter by users (Select from current contributors)

☐ Include past project contributors in your search




moved Sample.pdf in NII Storage to user manual/Sample.pdf in NII Storage in マニュアル作成用プロジェクト

2021-05-25 03:09 PM




added file rd-name.pdf to NII Storage in マニュアル作成用プロジェクト

2021-05-25 03:04 PM




added file Sample.pdf to NII Storage in マニュアル作成用プロジェクト

2021-05-25 03:04 PM




added file invenio-app-ils.pdf to NII Storage in マニュアル作成用プロジェクト

2021-05-25 03:03 PM



removed file invenio-app-ils.pdf from NII Storage in マニュアル作成用プロジェクト

2021-05-25 03:03 PM



added file invenio-app-ils.pdf to NII Storage in マニュアル作成用プロジェクト

2021-05-25 03:03 PM

<

1

2

3

4

...

11

>

Download as file

Download